



Grass Chopper Combined Grinding Machine




1. Wide Application

[Contact US](#)



2. Details

[Contact US](#)



Grass Feeding Inlet



Grain Feeding Inlet



High Quality Pipe



Adjust Gear Position

3. Technical Specifications

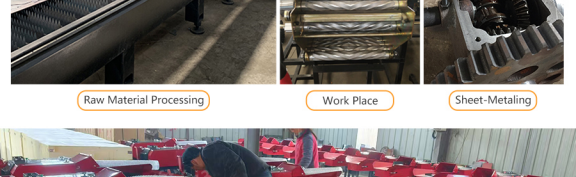
[Contact US](#)

Model	9ZR-2.8	9ZR-3.8	9ZR-6.8
Chopper Capacity (kg/h)	2800	3800	6800
Grinding Capacity (kg/h)	300	500	800
Electric Motor Power	4kw	4kw	7.5kw
Diesel Engine Power	4hp	8hp	15hp
Cutting Length	10/19mm	10/19mm	9/20mm
Screen Quantity	4pcs	4pcs	4pcs
Blades Quantity	6pcs	6pcs	3pcs
Hammers Quantity	36pcs	21pcs	48pcs
Main Machine Weight	85kg	95kg	180kg
Overall Dimension (mm)	1550*500*800	1800*550*950	2200*880*1800



4. Factory Show


[Contact US](#)



Raw Material Processing

Work Place

Sheet-Metaling




5. Packing & Shipping

[Contact US](#)




To Tanzania

To Thailand



To Pakistan

To Colombia



To Nigeria

To Uzbekistan